



BIG-BOX SWING L

Capacious waste box with automatically closing "swing" lid.

THE KEY FEATURES

- Two-part self-closing swing lid
- With waste bag clamping frame
- With 4 non-slip feet

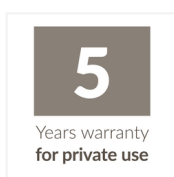


OTHER PRODUCT ADVANTAGES

- Rectangular housing made from stainless steel or coated sheet steel
- Lid and base made from high-strength plastic
- Flat packed, but quickly assembled
- Capacity: 35 l







PROPERTIES

- Housing: sheet steel, white
- Lid/base: plastic, black





SPECIFICATIONS

| | | |
|---------------------|-------------------------------------------------------------------------------------|-------------|
| Level of equipment | | 4 |
| Swing lid | | ✓ |
| Bin liner clamp | | ✓ |
| Non-slip feet | | ✓ |
| Capacity |  | 35 l |
| Height |  | 54,5 cm |
| Width |  | 33,9 cm |
| Depth |  | 26 cm |
| Weight |  | 3,7 kg |
| Weight of packaging |  | 4,2 kg |
| Housing material | | Sheet steel |
| Lid material | | Plastic |
| Color lid | | Black |
| Color | | White |